



CARING FOR YOUR NEW APPLIANCES

Hello, it's nice to meet you! Welcome to the ABW Appliances family. As proud appliance owners, you can extend the life of your appliances by following these best practices for care and use:



RANGES + OVENS

Before the first use, give your oven a good cleaning. Remove everything but the racks from the oven and clean the oven door and glass with soap and water. Open nearby windows and run the range hood to circulate air, then heat the oven to a high temp (about 400°) for 30 minutes. This will remove any residue from surfaces inside the oven.



REFRIGERATORS


For refrigerators with ice makers or water dispensers, a few steps should be taken to optimize water quality. Most manufacturers recommend that you run 3-5 gallons of water through your refrigerator water filter before using it for household purposes. For ice makers, discard the first two batches of ice to ensure ice is free of carbon particles.

ABW recommends replacing your water filter every six months. It may need to be changed more frequently depending on your usage and water quality. Please feel free to call ABW for assistance with maintenance.



DISHWASHERS

Be sure to use a rinse aid with your new dishwasher. Even if you don't have hard water, your water can contain trace minerals that leave spots on your dishes. Rinse aids provide a protective barrier between food/mineral particles and your dishes, speeding up the drying process and preventing spots on dishes, glasses, and cutlery.



WASHING MACHINES

Front-loading washers use airtight seals to prevent water from leaking while in use. When not in use, this seal can trap moisture and lead to mold. Leave the door ajar for an hour or two after use to allow moisture to evaporate. Make sure children and pets do not climb into the machine while the door is open.

Some manufacturers also recommend rinsing the washer each month by running a normal cycle with one cup of bleach to reduce risk of mold or mildew buildup. Consult your owner's manual for the best cleaning procedures for your laundry appliances.